

# IF Series

IF2.5 | IF3 | IF4 | IF5 | IF6

- ✦ Black SMD LED makes perfect
- ✦ Front maintenance & Front installation
- ✦ Wifi, 4G, cloud, usb, remote control
- ✦ Thin, light weight, easy installation
- ✦ Low brightness with High grayscale operation




## Parameter

Value	IF2.5	IF2.5S	IF3	IF4	IF5	IF6
Pixel Pitch(mm)	2.5	2.5	3	4	5	6
Pixel Matrix Per Sq.m	160000	160000	111111	62500	40000	27777
Pixel Configuration	SMD2121	SMD1515	SMD2121	SMD2121	SMD2121	SMD3528
Brightness (nits)	1000	1000	1200	1200	1200	1200
Scan	1/32	1/32	1/32	1/16	1/16	1/16
Module Dimension	160x160mm/0.53x0.53ft	320x160mm/1.05x0.53ft	192x192mm/0.63x0.63ft	256x128mm/0.84x0.42ft	320x160mm/1.05x0.53ft	192x192mm/0.63x0.63ft
Cabinet Dimension	480x480mm/1.57x1.57ft	640x640mm/2.1x2.1ft	576x576mm/1.89x1.89ft	768x768mm/2.52x2.52ft	960x960mm/3.15x3.15ft	960x960mm/3.15x3.15ft
Cabinet Resolution	192x192	256x256	192x192	192x192	192x192	160x160
Cabinet Weight	7.6kg/17lb(iron)	13kg/30lb(iron)	11kg/24lb(iron)	19.5kg/43lb(iron)	29kg/64lb(iron)	28.8kg/63.5lb(iron)
Power Con. (Max / Avg)	600/150w/sq.m	600/150w/sq.m	550/138w/sq.m	600/150w/sq.m	450/120w/sq.m	350/100w/sq.m
Refresh Rate (HZ)	3840	3840	3840	1920	1920	1920
Service Access	Front / Rear					
Grey Scale (bit)	16					
Viewing Angle (H/V)	160 / 160					
IP Rate	IP31					
Input Voltage (AC)	110V / 240V					

\*Specifications and photos are subject to change without prior notice.

## Black SMD LED

LED display with advantage such as high contrast ratio, non reflection, vivid color, etc, let us make your screen in perfect performance.




## Front Maintenance Saving Space

No back space for LED display maintenance? Go with front. LED modules, power supply, receiver card, cables, etc can be taken out from front side.



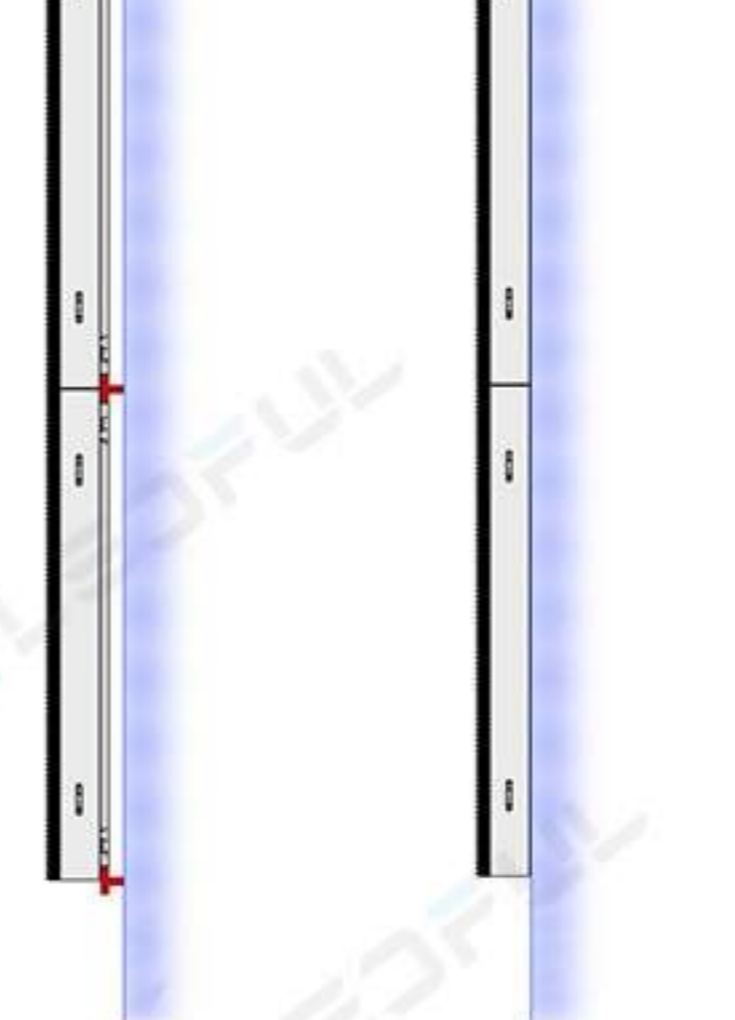
## Front Installation Saving Structure

Not only front maintenance, but also front installation. LED display can be installed in front after removing 4 corners modules. Therefore the whole LED display thickness is the cabinet thickness.



## LED Display Wall Mounted Installation

Normally for indoor LED display installation, not only front service is required, but also wall mounted directly without structure because of limited space.



With structure      Without structure

## Wide Viewing Angle

Wide viewing angle increasing its value by covering more viewing. Seeing from five directions, it would be still the natural and clear image in an LED display.



## Low brightness with High grayscale

Low brightness with High grayscale to make the LED display in ultimate view performance



Low grayscale

High grayscale

LEDFUL IF Series

## Various Shaped LED Display

Cylinder LED display, Curved LED display, 90 degrees LED display, Round LED display, LED ball, etc. LEDFUL supply more design and more solutions.



## IF Series More Features & More Advantages

- ✦ Excellent heat dissipation and noiselessness
- ✦ High-performance metal plate cabinet design
- ✦ Macro molecular flexible mask with glare-less surface on LED modules
- ✦ High definition and could be adjusted with various pixel pitch, so it can meet the request of the clients to make different application environments.
- ✦ Best equality, commendably solve the problem of the mosaic, have the excellent consistency of light to make LED display great performance.

## Application market

LEDFUL IF series LED display providing solutions for commercial advertising, lobby, shopping mall, conference, cooperate, media, government, etc

